




TEST YOUR MATCHING SKILLS

GET UP AND GO!

NAME: _____

WHERE DO WE BELONG?


Match each food to the group it belongs to.



WHOLE
GRAIN
BREAD

FRUIT

CHICKEN




BANANA



VEGETABLES



APPLE




CHEESE

DAIRY


BROCCOLI



CARROT



GRAINS



WHOLE
GRAIN
NOODLE



MILK

PROTEIN

ALMOND

